


# WARRANTY INFORMATION AND MAINTENANCE BOOKLET

## Dear NISSAN owners,

We sincerely thank you for choosing a NISSAN vehicle.
We believe that your new NISSAN will bring you complete driving enjoyment and total satisfaction.

Our goal here at NISSAN is to provide you with the maximum satisfaction through a total car experience.
To achieve this goal, we promise to provide you with sincere and thorough support.
We also continue to make an effort to provide more support services to satisfy your needs.

This booklet explains the warranty and maintenance information for your vehicle.
We are sure that this vehicle will meet all of your expectations,
and we hope that you will make the best use of this booklet.

**Nissan Motor Co. (Australia) Pty. Ltd.**
**ABN 54 004 663 156**

# TABLE OF CONTENTS


## INTRODUCTION

Dear NISSAN owners
What is this booklet and how to use it?

## PRIVACY SECTION

Notice of change to personal information ..... P-3

## WARRANTY SECTION

Vehicle warranty and owner identification ..... W-2
Dear NISSAN Owners, ..... W-3
NISSAN new vehicle warranty information ..... W-4
- What is covered
- New Vehicle Warranty period
- What NISSAN will do
- Tyre and 12V battery warranty
- What you must do
- What is not covered
- Things you should know about the NISSAN new vehicle warranty

Customer assistance guide ..... W-7
Factory service manuals
Authorized NISSAN dealer free inspection service coupon at 1,000 km
NISSAN regional office in your state ..... W-8

## MAINTENANCE SECTION

What is maintenance? ..... M-2
- Necessity of maintenance
- Scheduled maintenance
- Unscheduled maintenance
- Dealer Maintenance instructions for emission control system
- Maintenance services at NISSAN Dealers

Scheduled maintenance table ..... M-6
- How to read and use the scheduled maintenance table

Maintenance schedule for normal driving conditions ..... M-8
Maintenance schedule for severe driving conditions ..... M-18
Service verification record ..... M-21

## What is this booklet and how to use it?

This booklet is provided to ensure that you can fully enjoy your NISSAN vehicle. It will explain our commitment to your privacy, the warranty on your vehicle as well as the maintenance required to keep your vehicle at its optimum performance level.

The **PRIVACY SECTION** explains why NISSAN needs to collect your personal information, what information is collected, whom it may be disclosed to, how to access and update your personal information, and how to obtain the full text of NISSAN's Privacy Policy.

The **WARRANTY SECTION** explains the warranty information, and primarily contains information regarding what is and what is not covered under warranty.

The **MAINTENANCE SECTION** explains the necessity for maintenance, the various types of maintenance and the scheduled maintenance log which should be used to record your vehicle's maintenance history.

Remember that the New Vehicle Warranty on your vehicle is provided on the condition that your vehicle is properly used and maintained in accordance with the requirements for general and scheduled maintenance set out in your OWNER'S MANUAL and the MAINTENANCE SECTION in this booklet. We recommend that scheduled maintenance services and warranty rectification be performed by your selling NISSAN dealer, who has a direct interest in your continued satisfaction.

We encourage you to always keep this booklet in your vehicle and to hand it over to the next vehicle owner in the event that you sell your vehicle.

# PRIVACY SECTION

PRIVACY
SECTION

**Privacy Act collection statement for NISSAN vehicle owners and drivers.**

**Why NISSAN needs to collect your personal information.**
Nissan Motor Co. (Australia) Pty. Ltd., ABN 54 004 663 156, ("NISSAN") collects and uses your personal information primarily for the purpose of providing services associated with your NISSAN vehicle (including warranty, recall, and roadside assistance) to you as the owner/driver of a vehicle that we have imported and distributed.

We may also use your personal information for customer service requirements, and if you have given us your consent, for direct mail, market research, and product development purposes.

At any time you may opt out of receiving communications from us (other than as required for our primary purpose or by law). If you do not provide us with your personal information NISSAN may not be able to provide you with some or all of the services associated with your NISSAN vehicle.

**What personal information about owners and drivers does NISSAN collect?**
- name, address, telephone number(s);
- date of birth;
- vehicle purchase date;
- vehicle details;
- name of selling dealer;
- any additional information you may provide, such as when you contact our Customer Service Centre, log in to our web site, or call us for roadside assistance; and
- any information you may provide to us through customer surveys.

**Who will NISSAN disclose your personal information to?**
NISSAN may disclose your personal information on a confidential basis to;
- the advisors, consultants and contractors it ordinarily engages for the above purposes:
- its related companies, including Nissan Motor Company Ltd in Japan;
- one or more of our dealers for use only in connection with the NISSAN franchise for the purpose of providing the above services.
- any other person or entity to whom you have consented to NISSAN disclosing your personal information; and
- anyone as required or authorized by law.

**Accessing and updating your personal information**

If you wish to -
- submit changes and corrections to your personal information;
- request access to the personal information we hold about you;
- request a copy of the NISSAN Privacy Policy: or
- exercise your right to be excluded from receiving direct marketing material.

Complete one of the forms on the next page and mail or fax it to the following address:

**The Nissan Privacy Officer**
**1 Peters Avenue,**
**MULGRAVE VIC 3170**
**Fax: (03) 9797 4400**

You may also contact the Customer Service Centre by telephone on 1800 035 035 during normal business hours to discuss any concern you may have in relation to your personal information, or the NISSAN Privacy Policy.
Alternatively you may contact us via internet at www.nissan.com.au - "contact us"

The full text of the NISSAN Privacy Policy is available on our website, www.nissan.com.au. The NISSAN Privacy Policy provides further detail around how NISSAN handles personal information and explains how you may access and correct personal information held about you, how you may make a complaint to us in respect of our handling of your personal information. Any access request may be subject to a fee per request to meet the costs of providing copies of the personal information we hold.

*If at any time you provide the personal information of another person to us, then you must first ensure that the person (or their parent or guardian if they are under 18) has read and understood this statement and separately consented to that information being used and disclosed for the above purposes.*

## Notice of change to personal information

To: The Nissan Privacy Officer
1 Peters Avenue
MULGRAVE VIC 3170
Fax: (03) 9797 4400
or Call 1800 035 035

*Please check boxes as appropriate and complete details below.*

Name/Address change/correction ☐
Subsequent Owner ☐
Request to stop direct Marketing ☐
Request to stop market survey ☐
Request to access personal information ☐
Request for NISSAN Privacy Policy ☐

Please print and give complete information.

Owner's Name

Address

Post Code

Telephone No. Private ( ) Business ( )

e-mail address

Vehicle Identification No. (VIN)

Date of Registration | Registration No.

Date of Purchase | Mileage at Present km

THANK YOU FOR YOUR CO-OPERATION


## Notice of change to personal information

To: The Nissan Privacy Officer
1 Peters Avenue
MULGRAVE VIC 3170
Fax: (03) 9797 4400
or Call 1800 035 035

*Please check boxes as appropriate and complete details below.*

Name/Address change/correction ☐
Subsequent Owner ☐
Request to stop direct Marketing ☐
Request to stop market survey ☐
Request to access personal information ☐
Request for NISSAN Privacy Policy ☐

Please print and give complete information.

Owner's Name

Address

Post Code

Telephone No. Private ( ) Business ( )

e-mail address

Vehicle Identification No. (VIN)

Date of Registration | Registration No.

Date of Purchase | Mileage at Present km

THANK YOU FOR YOUR CO-OPERATION

**Notice of change to personal information or ownership change**

If your name and/or address has been changed or you have become a subsequent owner, please be sure to complete and mail this slip to the address below.

The Nissan Privacy Officer
Nissan Motor Co. (Australia) Pty. Ltd.,
1 Peters Avenue,
Mulgrave, Victoria, 3170

This slip will enable us to update our ownership file for future contact with you as required.

**Notice of change to personal information or ownership change**

If your name and/or address has been changed or you have become a subsequent owner, please be sure to complete and mail this slip to the address below.

The Nissan Privacy Officer
Nissan Motor Co. (Australia) Pty. Ltd.,
1 Peters Avenue,
Mulgrave, Victoria, 3170

This slip will enable us to update our ownership file for future contact with you as required.

# WARRANTY SECTION

WARRANTY
SECTION

## Vehicle warranty and owner identification.

Registration Data: _____ Registration No.: _____

Owner Details:
Name: _____

Address: _____

Post Code: _____ eMail: _____

This vehicle has passed the standards for NISSAN Australia vehicle preparation and delivery and has been presented to our customer to these standards.

_____ Service Manager

_____ Sales Person No:

Model: _____ SUO: _____

Engine: _____ VIN: _____

Colour: _____ Trim: _____ Sales Type: _____

Key No. 1: _____ Key No. 2: _____

NISSAN Extended Warranty: _____

Selling Dealer: _____

SELLING NISSAN DEALER
Please complete the customer details as required & affix a hard copy of the Nscom VSR screen to this page.

NOTE

Read this booklet carefully and keep it in your vehicle. Present it to an authorized NISSAN dealer when warranty service is required. It should remain with your vehicle when you sell it so subsequent owners will know of any remaining warranty coverage.

## SPEEDOMETER REPLACEMENT RECORD

| Date | Mileage km | Dealer Name |
|---|---|---|

## Dear NISSAN Owners,

Congratulations on the purchase of your new NISSAN vehicle.
We are sure you will find your choice both satisfying and economical and we look forward to a long and happy association with you.

For your convenience we advise that our Service Division is located at _____

and our telephone number there is _____. We are open from _____ until _____

on _____. Your service advisor is _____
Please contact your service advisor or myself whenever you telephone or call in.

In order that you are fully conversant with every aspect of the operation and maintenance of your new NISSAN vehicle, we strongly recommend a careful study of the OWNER'S MANUAL and MAINTENANCE SECTION in this booklet.
If there is any subject in these publications on which you would like further information, please do not hesitate to ask us.
We welcome you to our dealership and look forward to seeing you when your new NISSAN vehicle is due for regular maintenance service.

Yours sincerely,

_____
DEALER SERVICE MANAGER

# NISSAN new vehicle warranty information

## What is covered

Nissan Motor Co. (Australia) Pty. Ltd., (A.B.N. 54 004 663 156), hereinafter referred to as NISSAN, warrants that for a designated period of time or specified mileage as set out under the section titled "NEW VEHICLE WARRANTY PERIOD", NISSAN will repair or replace any part in your NISSAN vehicle (except for those items listed under the heading "What is not covered") which proves to be defective in materials or workmanship, free of charge, subject to the terms and conditions set out in this handbook.
The New Vehicle Warranty period begins on the date that the vehicle is first registered or put into service, whichever is earlier. Warranty repair or parts replacement will be performed by an authorized NISSAN dealer at its place of business within a reasonable time after delivery of the vehicle to the dealer during normal business hours.

## New Vehicle Warranty period

The period for the New Vehicle Warranty is 5 years and unlimited kilometers,unless the vehicle is used as a commercial vehicle for purposes which include rental cars, hire and taxi, rideshare, delivery or courier vehicle, in which case the warranty period is 5 years or 200,000 kilometers, whichever comes first.
The New Vehicle Warranty covers all parts and components of each new NISSAN vehicle except for:

- Those items listed under the section entitled "WHAT IS NOT COVERED"(adjacent page); and
- The tyres and 12V battery which are the subject of a separate warranty as set out in detail under the section titled "TYRE AND 12V BATTERY WARRANTY".

## What NISSAN will do

To help you secure maximum satisfaction from your NISSAN vehicle, it has been inspected and conditioned according to NISSAN's new vehicle pre-delivery inspection procedure. Warranty repairs or replacements will be made at no charge for parts or labour by an authorized NISSAN dealer or nominated NISSAN outlet. A reasonable time to complete the repairs must be allowed after the vehicle is delivered to the dealer.

## Tyre and 12V battery warranty

The tyres originally installed on a new NISSAN vehicle are warranted by the tyre manufacturer. In order to obtain tyre warranty service, you must present the unserviceable tyre(s) to a local tyre agent unless otherwise directed by NISSAN. Any NISSAN dealer will assist you in requesting warranty service through the local agent, if necessary.

Original equipment 12V batteries as fitted to every new NISSAN vehicle are fully covered for defective manufacture during the first 12 months with unlimited kilometres, and will be replaced within this period free of charge should a defect occur in that time.

**NOTE:**
Our goods come with guarantees that cannot be excluded under the Australian Consumer Law. You are entitled to a replacement or a refund for a major failure and compensation for any other reasonably foreseeable loss or damage. You are also entitled to have the goods repaired or replaced if goods fail to be of acceptable quality and the failure does not amount to a major failure.

## What you must do

Properly use, maintain and care for your vehicle as outlined in your OWNER'S MANUAL and the MAINTENANCE SECTION in this booklet.
Check for trim, paint or other appearance defects at the time the new NISSAN vehicle is delivered and report same to your selling dealer without delay.
Retain maintenance service and inspection records for use in the event a question should arise concerning the vehicle's maintenance, or in the event of any subsequent sale.
Take the vehicle to an authorized NISSAN dealer's place of business during regular business hours at your expense in order to obtain warranty service.

## What is not covered

All tyres and 12V batteries which are excluded unless specified as being included under the section titled "TYRE and 12V BATTERY WARRANTY".
Any vehicle which has been relocated to another country.
Any non-"Genuine NISSAN" parts, accessories or equipment. (Note: "Genuine NISSAN" parts, accessories or equipment installed outside of NISSAN's works may be covered by their own separate warranty.)
Any parts and labour costs incurred in connection with recommended maintenance services as outlined in the OWNER'S MANUAL and MAINTENANCE SECTION in this booklet.
Any parts and labor costs resulting from tyre punctures.
Subject to s.259(4), s.271 (2) and s.271(4) and s.272(2) of Australian Consumer Law, NISSAN excludes any and all liability for loss or damage for problems:

- unrelated to NISSAN's conduct;
- unrelated to the goods supplied by NISSAN; and
- caused by something independent of NISSAN after the goods have left its control.

Normal wear and tear meaning the gradual reduction in operating performance of a part or parts having regard to the age of the vehicle, the distance it has travelled and its operating conditions. This includes normal deterioration of trim, paint or other appearance items.
Any vehicle on which the odometer reading has been changed so that actual kilometres travelled cannot be accurately determined.
Normal maintenance services such as, but not limited to, wheel balancing, tyre rotation, engine tune-up, headlight aiming, replacement of light bulbs, spark plugs, distributor points, drive belts, worn clutch discs, worn brake pads/shoes, filters, wiper blades, lubricants and coolant, i-Key or keyless entry remote control batteries.
Damage or failures resulting from:

- Misuse, such as driving over kerbs, overloading, racing, etc.
- Use of non-recommended, improper or dirty fuel, fluid, oil or lubricant.
- Failure to perform proper maintenance services as outlined in the OWNER'S MANUAL and the MAINTENANCE SECTION in this booklet.
- Alterations, tampering or improper repairs or servicing.
- Unauthorized modifications or use of any non "Genuine NISSAN" parts accessories or equipment.
- Accident, theft or fire or illegal use.
- Stone chipping, fuel or liquid adhesion, chemical fallout, tree sap, salt, hail, windstorm, lightning or unusual environmental conditions, bird or animal excrement.
- Continuing to drive the vehicle after loss of lubricants, oils, refrigerant or water on or after knowledge of failure.

**NOTE:**
Our goods come with guarantees that cannot be excluded under the Australian Consumer Law. You are entitled to a replacement or refund for a major failure and compensation for any other reasonably foreseeable loss or damage. You are also entitled to have the goods repaired or replaced if goods fail to be of acceptable quality and the failure does not amount to a major failure.

## Things you should know about the NISSAN new vehicle warranty

**Lithium-ion battery (HEV battery)**
The Lithium-ion battery, like all lithium-ion batteries, will experience gradual capacity loss with time and use.
Loss of battery capacity due to or resulting from gradual capacity loss is NOT covered under this warranty.
See your Owner's Manual for important tips on how to maximize the life and capacity of the "Lithium-ion battery".
Additionally, damage or failures to the Li-ion battery resulting from or caused by:

- Exposing a vehicle to ambient temperatures above 120 F (50 °C) for over 24 hours.
- Storing a vehicle in temperatures below -13 F (-25 °C) for over 7 days.
- Physically damaging the Li-ion battery or intentionally attempting to reduce the life of the battery.
- Exposing the Li-ion battery to contact with a direct flame.
- Immersing any portion of the Li-ion battery in water or fluids.
- Opening the Li-ion battery enclosure or having it serviced by a non certified technician.
- Consequential damage caused by the failure to repair an existing problem.

**Scheduled maintenance service**
Proper maintenance and care of the vehicle are indispensable for safe driving and lower overall running cost. The scheduled maintenance services are **minimum** requirements which should be performed at your initiative.
Additional maintenance beyond the scheduled maintenance service may be required at shorter intervals than those specified in this booklet, particularly when operating in severe driving or climatic conditions. Your NISSAN service advisor can explain which type of maintenance schedule you should follow depending on your driving habits, alternatively you can contact the NISSAN Customer Service Centre.

**Servicing dealer**
It is recommended that scheduled maintenance services and warranty rectification be performed by your selling NISSAN dealer since that dealer has a direct interest in your continued satisfaction.

**Design change**
NISSAN has the right at any time to make changes to the design or specifications of any NISSAN vehicle without notice and without any obligation to make such changes on vehicles that have been sold in the past.

**Applicability**
This New Vehicle Warranty applies to NISSAN vehicles registered and normally operated in the country where the vehicle is originally sold and is provided to the original and subsequent owners of the vehicle during the warranty period.

**Transient warranty service**
If you are touring in another country and a problem occurs with your NISSAN vehicle, please contact a NISSAN dealer in that country. Warranty service is provided under the provisions stipulated in this booklet.
Please note, however, that any problems related to lack of compliance with local regulations and/or the environmental requirements of the country where you are touring are not covered by the New Vehicle Warranty.

**Relocation to a foreign country**
Your NISSAN vehicle is manufactured to meet the regulations and environmental requirements of the country where the vehicle is originally sold. If you relocate to another country, your vehicle may not comply with the regulations and environmental requirements of that country. It may be very difficult to make modifications to comply with the regulations and environmental requirements of the country.
In addition, even if you take your vehicle to a NISSAN dealer in another country for repair, the spare parts necessary for repairing the vehicle may not be available at the dealer because the dealer may have different models and specifications. As a result, it may be difficult to perform repair service in that country.
Please note that a NISSAN vehicle relocated to another country is not covered by the New Vehicle Warranty.

**NOTE:**
Our goods come with guarantees that cannot be excluded under the Australian Consumer Law. You are entitled to a replacement or refund for a major failure and compensation for any other reasonably foreseeable loss or damage. You are also entitled to have the goods repaired or replaced if goods fail to be of acceptable quality and the failure does not amount to a major failure.

## Customer assistance guide

Your continued satisfaction as a Nissan owner is a primary concern of NISSAN.
Your Nissan dealer is equipped to provide the necessary service and maintenance for your new Nissan vehicle and is readily available to discuss any inquiry you may have.
We realise however, that despite the best intentions, misunderstandings can occur. We suggest that should a problem arise you take the following steps:

**STEP 1**
Contact your Nissan Dealer Sales or Service Manager or Dealer Principal to discuss your inquiry.
If you feel the Dealer is unable to resolve the matter satisfactorily and something more should be done, then...

**STEP 2**
Ring the Nissan Customer Service Centre with your query.
Please have the following information available:

1. Model code of vehicle.
2. VIN number of vehicle.
3. Purchase date of vehicle.
4. Odometer reading.
5. Your Nissan Dealer's name.
6. Nature of problem.

For further information or assistance ring the **NISSAN CUSTOMER SERVICE CENTRE: 1800 035 035**
Alternatively you may contact us via internet at www.nissan.com.au - "contact us"

## Factory service manuals

Factory Service Manuals providing detailed information on the repair and maintenance of NISSAN vehicles are readily available from your NISSAN dealer.

## Authorized NISSAN dealer free inspection service coupon at 1,000 km

Owner's Name _____

Address _____

_____ Post Code _____

Vehicle Identification No. _____

Engine No. _____

Date of Service _____

Mileage at Service _____ km

Servicing Dealer Name _____

_____ Code _____

Selling Dealer Code _____ Owner's Signature _____

NOTE
This coupon is not valid after 2,000 km.

## Free inspection service coupon at 1,000 km

**(Passenger Vehicles at Owner's discretion)**

Please see the MAINTENANCE SECTION in this booklet.

## NISSAN Regional Office in your State

HEAD OFFICE - VIC

Nissan Motor Co. (Australia) Pty. Ltd.,
1 Peters Avenue,
Mulgrave, VIC 3170.



Nissan Customer Service Centre
Tel: 1800 035 035
e-Mail: csc@nissan.com.au

Eastern Regional Office - NSW / ACT

Nissan Motor Co. (Australia) Pty. Ltd.,
Building A1, Campus Business Park
350 Parramatta Road
Homebush, NSW 2140.

Northern Regional Office - QLD



Nissan Motor Co. (Australia) Pty. Ltd.,
163 Viking Drive
Wacol, QLD 4076.

Western & Central Regional Office – WA / SA / NT

Nissan Motor Co. (Australia) Pty. Ltd.,
72 Pilbara Street,
Welshpool, WA 6106.

Southern Regional Office - VIC / TAS

Nissan Motor Co. (Australia) Pty. Ltd.,
1 Peters Avenue,
Mulgrave, VIC 3170.

# MAINTENANCE SECTION

MAINTENANCE
SECTION

All information and specifications in this maintenance section are based on the latest product information available at the time of printing. NISSAN reserves the right to change specifications or design at any time without notice.

# What is maintenance?

## Necessity of maintenance

Your NISSAN vehicle has been manufactured using the latest technology and under the strictest quality control standards. It is also designed to minimize maintenance requirements with longer service intervals to save you both time and money.

However, scheduled maintenance is necessary to ensure your NISSAN vehicle operates properly and efficiently for the reasons listed below:

Lubricants

Your NISSAN vehicle uses various kinds of oils and fluids, including engine oil, transmission fluid, differential fluid, battery fluid, and engine coolant. These oils and fluids play very important roles, such as lubricating and cooling the vehicle and preventing corrosion.

Periodically they need to be properly refilled or replaced to ensure there is no degradation in their effectiveness.

Rubber parts

Hoses, belts and boots use rubber in their construction which can deteriorate with age and use. They need to be replaced with new ones if they show signs of wear.

Normal deterioration

Vehicles are equipped with many parts for which it is impossible to avoid normal wear and tear such as tyres, brake pads, clutch discs, etc. Such parts are indispensable for basic vehicle functions and must be replaced periodically.

Failure to perform scheduled maintenance may result in reduced vehicle performance, lubricant degradation or possible breakdowns, as well as exclusion from warranty coverage.

The maintenance schedule is defined based on our careful experimentation on the life span of parts or lubricants that require regular replacement. Therefore, please make sure that your NISSAN vehicle receives proper maintenance care by following the instructions in this booklet. At the same time, it is necessary for day-to-day vehicle operation checks to be performed by you or on your behalf as mentioned under the "General Maintenance" heading in the "Maintenance and do-it-yourself" section in the OWNER'S MANUAL.

We appreciate your understanding of the importance of this information and trust you will enjoy a long and satisfying service experience at your NISSAN dealer.

## Scheduled maintenance

There are two types of maintenance schedules.

A sales person or service advisor at your NISSAN dealer will explain to you which type of maintenance schedule you should follow depending on your driving habits, climatic conditions in your area, etc. The two schedules and their conditions are described below:

❏ Maintenance Schedule for **Severe** Driving Conditions
If you primarily drive your vehicle under one or more of the conditions listed below, please follow the "Maintenance Under Severe Driving Conditions" schedule.
- A: Driving in dusty conditions
- B: Repeatedly driving short distances
- C: Towing a trailer or caravan
- D: Extensive idling
- E: Driving in extremely adverse weather conditions or in areas where ambient temperatures are either extremely low or extremely high
- F: Driving in high humidity or mountainous areas
- G: Driving in areas which are high in salt or other corrosive materials
- H: Driving on rough and/or muddy roads or in the desert
- I: Driving with frequent use of brakes
- J: Frequent driving in water
- K: Sustained high speed driving
- L: Repeated short journeys, cold engine at low temperature
- M: Low speed driving (Average speed < 30 km/h)

❏ Maintenance Schedule for **Normal** Driving Conditions
If you primarily operate your vehicle under conditions other than those listed above, please follow the "Maintenance Under Normal Driving Conditions" Schedule.

Your NISSAN service advisor can explain which type of maintenance schedule you should follow depending on your driving habits, alternatively you can contact the NISSAN Customer Service Center.

## Unscheduled maintenance

Besides the scheduled maintenance items for which there are fixed maintenance intervals, there are other items that should operate satisfactorily without periodic maintenance. However, if a malfunction of these items does occur, it could adversely affect the engine or vehicle's performance. These items should be inspected or adjusted by your NISSAN dealer if necessary, if a symptom of a malfunction is observed or suspected.

❏ Intake & Exhaust Valve Clearance Adjustment
✓ For gasoline engines except VG engine: Periodic maintenance is not required. However, if valve noise increases, your NISSAN dealer should check valve clearance.
✓ For YD & ZD diesel engines: If valve noise increases, your NISSAN dealer should check valve clearance.
✓ For hydraulic lash adjusters (HLA) equipped engines such as VG, NA20P & M9R engines, intake & exhaust valve clearance is maintenance-free.
❏ Diesel Engine Injection Nozzles Inspection
✓ Except YD & ZD diesel engines: If engine power decreases, or black exhaust smoke emits, or engine noise increases, your NISSAN dealer should check and if necessary adjust the fuel injection nozzle's starting pressure and spray pattern.
✓ For YD & ZD engines (Except ZD common rail type engine): If engine power decreases, or black exhaust smoke emits, or engine noise increases, your NISSAN dealer should check the injection nozzles and if necessary replace injection nozzle assembly.

## Dealer Maintenance Instructions for emission control system (Gasoline engine only)

**Adjust intake and exhaust valve clearances**
Check and adjust the valve clearances.

**Check drive belts**
Check drive belts for wear, fraying or cracking and proper tension.
Replace the drive belts if found damaged.

**Change engine coolant**
Flush and refill the cooling system.

**Change cooling system**
Check the cooling system hoses and connections for damage or looseness.
If a leaky hose or connection is found, replace it.

**Check fuel lines**
Check the fuel hoses, piping and connections for leaks, looseness or deterioration.
Replace any parts if damaged.

**Replace air cleaner filter (Viscous paper type)**
Under normal driving conditions, the air cleaner filter should be replaced at the designated interval.
However, driving the vehicle in dusty areas will cause rapid clogging of the element.
Consequently, the element may have to be replaced more frequently.

**Check cyclone pre-air cleaner**
Check the dust accumulation and clean if, necessary.

**Check engine oil and oil filter**
Under normal driving conditions, the engine oil and oil filter should be replaced in accordance with the maintenance schedule.
However, under severe driving conditions, they may have to be replaced more frequently.

**Replace fuel filter**
Under normal driving conditions, the filter should be changed at the designated interval.
However, under severe driving conditions, it may have to be replaced more frequently.

**Replace spark plugs**
Replace with new plugs having the correct heat range.

**Check ignition wires**
Check the ignition wires for cracking of exterior insulation and for a proper fit on the distributor cap and spark plugs.

**Check EVAP vapor lines**
Check vapor lines and connection for failure or looseness.
If leaks are found, replace them.

**Check heated oxygen sensor (Exhaust gas sensor)**
Check the heated oxygen sensor for proper operation.

**Replace timing belt**
Replace the timing belt which drives the camshaft.

**Check positive crankcase ventilation (PVC) system**
Check ventilation hoses proper connection, cracks and damage.
Check PVC valve for proper operation.

## Maintenance services at NISSAN Dealers

NISSAN authorized dealers are pleased to provide you with high quality service for your maintenance needs using the following advantages:

- ✓ NISSAN trained technicians
- ✓ Up to date technical information
- ✓ Advanced equipment, specialised tools and unique diagnostic equipment such as "CONSULT"
- ✓ Genuine Nissan parts

NISSAN trained technicians are highly specialised and are kept up to date with the latest service information through technical bulletins, service tips, and education programs provided by NISSAN. They are fully qualified to work on NISSAN vehicles.

NISSAN genuine parts and approved fluids are specifically designed for NISSAN vehicles and the driving conditions particular to the area the vehicle will be driven in. The use of improper fluids or parts may result in lower performance of the vehicle, and could result in the occurrence of severe problems or even accidents. To ensure that your NISSAN vehicle retains optimum performance, we strongly recommend that you use NISSAN genuine parts and approved fluids.

Damage to vehicles as a result of the use of non-genuine parts, improper fluids, fuels, or lubricants will not be covered by the warranty. (Please refer to the "What is not covered" page in the WARRANTY SECTION)

You can be confident that your NISSAN dealer's service department will do everything possible to meet the maintenance and repair needs of your vehicle in a way that is both reliable and economical.

# Scheduled maintenance table

You are to use the scheduled maintenance tables shown below to remember what kind of maintenance is needed for your vehicle and when it should be performed.

## How to read and use the scheduled maintenance table

### For normal driving conditions

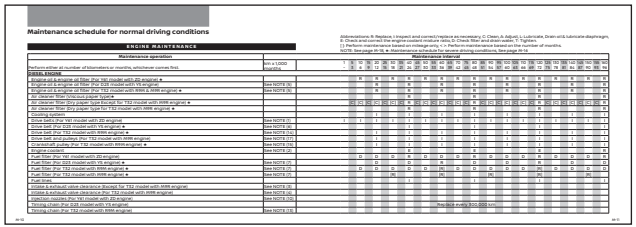
Maintenance schedule for normal driving conditions

ENGINE MAINTENANCE

Abbreviations: R: Replace, I: Inspect and correct/replace as necessary, C: Clean, A: Adjust, L: Lubricate, Drain oil & lubricate diaphragm, S: Check and correct the engine coolant mixture ratio, D: Check, Test and drain water, T: Tighten, ( ): Perform maintenance based on mileage only, < >: Perform maintenance based on the number of months.
NOTE: See page M-16, ★: Maintenance schedule for severe driving conditions, See page M-14.

| Maintenance operation | Maintenance interval | | | | | | | | | | | | | | | | | | | | | | | | |
|---|---|---|---|---|---|---|---|---|---|---|---|---|---|---|---|---|---|---|---|---|---|---|---|---|---|
| Perform either at number of kilometers or months, whichever comes first. | km x 1,000 | 1 | 15 | 30 | 45 | 60 | 75 | 90 | 105 | 120 | 135 | 150 | 165 | 180 | 195 | 210 | 225 | 240 | 255 | 270 | 285 | 300 | 315 | 330 | 345 |
| | months | 1 | 16 | 32 | 48 | 64 | 80 | 96 | 112 | 128 | 144 | 160 | 176 | 192 | 208 | 224 | 240 | 256 | 272 | 288 | 304 | 320 | 336 | 352 | 368 |
| DIESEL ENGINE | | | | | | | | | | | | | | | | | | | | | | | | | |
| Engine oil & engine oil filter (For Y61 model with Z0 engine) ★ | See NOTE (1) | I | | R | | I | | R | | I | | R | | I | | R | | I | | R | | I | | R | |
| Engine oil & engine oil filter (For D22 model with Y5 engine) | See NOTE (1) | I | | R | | I | | R | | I | | R | | I | | R | | I | | R | | I | | R | |
| Air cleaner filter (For paper type filter model with RD8 engine) ★ | See NOTE (7) | | | I | | | | R | | | | I | | | | R | | | | I | | | | R | |
| Air cleaner filter (For paper type filter model with YD25 engine) ★ | | | | I | | | | R | | | | I | | | | R | | | | I | | | | R | |
| Air cleaner filter (Dry paper type filter) (for Y62 model with RE0 engine) ★ | | I | | | | R | | | | I | | | | R | | | | I | | | | R | | | |
| Air cleaner filter (Dry paper type filter) (for Y62 model with VK56 engine) ★ | | I | | | | R | | | | I | | | | R | | | | I | | | | R | | | |
| Cooling system | | I | | | | I | | | | I | | | | I | | | | I | | | | I | | | |
| Drive belt's (For Y61 model with Z0 engine) | See NOTE (2) | I | | | | I | | | | I | | | | I | | | | I | | | | I | | | |
| Drive belt (For D22 model with Y5 engine) ★ | See NOTE (8) | | | | | I | | | | | | | | I | | | | | | | | | | | |
| Drive belt (For Y62 model with VK56 engine) ★ | See NOTE (8) | | | | | I | | | | | | | | I | | | | | | | | | | | |
| Drive belt and pulleys (For Y62 model with RE0 engine) | See NOTE (17) | | | | | I | | | | | | | | I | | | | | | | | | | | |
| Crankshaft pulley (For Y62 model with RE0 engine) ★ | See NOTE (15) | | | | | I | | | | | | | | I | | | | | | | | | | | |
| Engine coolant | See NOTE (18) | | | | | | | | | | | | | R | | | | | | | | | | | |
| Fuel filter (For Y61 model with Z0 engine) | | D | | D | | D | | R | | D | | D | | R | | D | | D | | R | | D | | D | |
| Fuel filter (For D22 model with Y5 engine) ★ | See NOTE (3) | | | D | | | | R | | | | D | | | | R | | | | D | | | | R | |
| Fuel filter (For Y62 model with RE0 engine) ★ | See NOTE (4) | D | | D | | D | | R | | D | | D | | R | | D | | D | | R | | D | | D | |
| Fuel filter (For Y62 model with VK56 engine) ★ | See NOTE (4) | | | | | | | R | | | | | | R | | | | | | R | | | | | |
| Fuel filter | See NOTE (5) | | | | | | | R | | | | | | R | | | | | | R | | | | | |
| Intake & exhaust valve clearance (Except for Y62 model with VK56 engine) | See NOTE (9) | | | | | I | | | | | | | | I | | | | | | | | | | | |
| Intake & exhaust valve clearance (For Y62 model with VK56 engine) | See NOTE (9) | | | | | | | | | | | | | R | | | | | | | | | | | |
| Injection nozzles (For Y61 model with Z0 engine) | See NOTE (10) | | | | | | | | | | | | | | | | | | | | | | | | |
| Timing chain (For D22 model with Y5 engine) | See NOTE (11) | Replace every 300,000 km | | | | | | | | | | | | | | | | | | | | | | | |
| Timing chain (For Y62 model with RE0 engine) | See NOTE (11) | Replace every 300,000 km | | | | | | | | | | | | | | | | | | | | | | | |

You can find a table showing normal maintenance schedules. Additional or further maintenance may be required, depending on the conditions of weather, atmosphere, road surfaces; individual driving habits; and the purpose of vehicle use.
Scheduled maintenance beyond the last period shown on the tables requires similar maintenance.

Each maintenance item is listed in Maintenance operation column. Specified service operations and service timings for each maintenance item are listed in Maintenance interval column.
Service operations are symbolized by a letter of the alphabet. (e.g. I:Inspect and correct/replace as necessary.)
Service timings are shown by mileage [km] and the number of months. You are required to maintain your vehicle either after a designated mileage or the number of months, whichever comes first.

When a service operation timing does not correspond with any of the multiples of the basic mileage/month, you are to choose a cell that matches one of the descriptions listed below:
[ ] :Perform maintenance based on mileage only.
< > :Perform maintenance based on the number of months.

You can find application notice for each maintenance item in the "NOTE." Maintenance items marked with "★" define maintenance intervals for severe driving conditions. If you drive under severe driving conditions, you are to refer and use the schedules for severe driving conditions.

### For severe driving conditions

You can find tables showing maintenance schedules for severe driving conditions.
Maintenance item column shows maintenance items.
Letters of alphabet from **A** to **M** in Driving condition column define the level of severe driving condition. If any of the level applies, you are required to follow the maintenance operations and intervals for severe driving conditions.
You can find definitions of each alphabet letter on top of the table.
For maintenance intervals shown by mileage [km] and the number of months, you are required to maintain your vehicle either after a designated mileage or the number of months, whichever comes first.

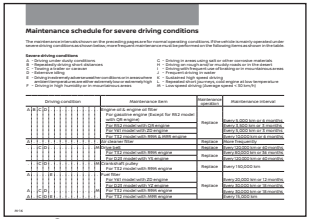
Maintenance schedule for severe driving conditions

The maintenance intervals shown on the preceding pages are for normal operating conditions. If the vehicle is mainly operated under the following conditions, more frequent maintenance must be performed at the following items as shown in the table.

Severe driving conditions
A : Driving under dusty conditions
B : Driving in areas using salt or other corrosive materials
C : Towing a trailer or caravan
D : Driving repeatedly short distances
E : Driving in extremely cold [below -15°C (5°F)] temperatures
F : Driving in high humidity or in mountainous areas
G : Driving in areas using salt or other corrosive materials
H : Driving repeatedly short distances
I : Driving with frequent use of braking or in mountainous areas
J : Driving on rough roads
K : Sustained high speed driving
L : Driving in dusty conditions [engine oil loss temperature 30 - 40°C (86 - 104°F)]
M : Low-speed driving [Average speed < 50 km/h]

| Driving condition | | | | | | | | | | | | | | | | | | |

# Maintenance schedule for normal driving conditions

## ENGINE MAINTENANCE

| Maintenance operation | | |
|---|---|---|
| Perform either at number of kilometers or months, whichever comes first. | km x 1,000<br>months | |
| **GASOLINE ENGINE** | | |
| Engine oil & engine oil filter (For F16 model with HR10DDT engine) | | |
| Engine oil & engine oil filter (For J12 model with HR13 engine) ★ | | |
| Engine oil & engine oil filter (For R53 model with VQ35 engine) | See NOTE (20) | |
| Engine oil & engine oil filter (For Z34 and T33 with PR25DD engine) | See NOTE (20) | |
| Engine oil & engine oil filter (Except for above models) ★ | | |
| Air cleaner filter (Viscous paper type) ★ | | |
| Air cleaner filter (Dry paper type for F16 model with HR10DDT engine) | | |
| Air cleaner filter (Dry paper type for J12 model with HR13 engine and R53 model with VQ35 engine) ★ | | |
| Air cleaner filter (Dry paper type except for above models) ★ | | |
| Cooling system (For D23 models) | | |
| Cooling system (For J12 model with HR13 engine) | | |
| Cooling system (Except for above models) | | |
| Inverter cooling system (For Hybrid Electronic Vehicle (HEV)) | | |
| Timing chain | | |
| Drive belts (For MRA8DE engine, Z34 with VR30DDTT engine and and J12 with KR15DDT engine) | See NOTE (1) | |
| Drive belts (For F16 model with HR10DDT engine) | See NOTE (18) | |
| Drive belts (Except for MRA8DE engine and F16 model with HR10DDT engine) | See NOTE (1) | |
| Drive belt and pulleys (For J12 model with HR13 engine) ★ | | |
| Drive belt and pulleys (Except for J12 model with HR13 engine) ★ | | |
| Engine coolant (For J12 model with HR13 engine) | See NOTE (19) | |
| Engine coolant (Except for J12 model with HR13 engine) | See NOTE (2) | |
| Inverter coolant (For Hybrid Electronic Vehicle (HEV)) | See NOTE (12) | |
| EVAP vapor lines (For J12 model with HR13 engine) | | |
| EVAP vapor lines (Withe carbon canister except for J12 model with HR13 engine) | | |

Abbreviations: R: Replace, I: Inspect and correct/replace as necessary, C: Clean, A: Adjust, L: Lubricate, Drain oil & lubricate diaphragm, E: Check and correct the engine coolant mixture ratio, D: Check filter and drain water, T: Tighten.
[ ]: Perform maintenance based on mileage only, < >: Perform maintenance based on the number of months.
NOTE: See page M-20, ★: Maintenance schedule for severe driving conditions, See page M-18

| Maintenance interval | | | | | | | | | | | | | | | | | | | | | | | | | | | | | | | | | |
|---|---|---|---|---|---|---|---|---|---|---|---|---|---|---|---|---|---|---|---|---|---|---|---|---|---|---|---|---|---|---|---|---|---|
| | 1 - | 5 3 | 10 6 | 15 9 | 20 12 | 25 15 | 30 18 | 35 21 | 40 24 | 45 27 | 50 30 | 55 33 | 60 36 | 65 39 | 70 42 | 75 45 | 80 48 | 85 51 | 90 54 | 95 57 | 100 60 | 105 63 | 110 66 | 115 69 | 120 72 | 125 75 | 130 78 | 135 81 | 140 84 | 145 87 | 150 90 | 155 93 | 160 96 |
| | | | | | | | | | | | | | | | | | | | | | | | | | | | | | | | | | |
| | | | | | R | | | | R | | | | R | | | | R | | | | R | | | | R | | | | R | | | | R |
| | | | | | | | | | | | | Replace every 15,000 km or 12 months | | | | | | | | | | | | | | | | | | | | | |
| | | | | | | | | | | | | Replace every 15,000 km or 12 months | | | | | | | | | | | | | | | | | | | | | |
| | | | | | | | | | | | | Replace every 10,000 km or 12 months | | | | | | | | | | | | | | | | | | | | | |
| | | | | | | | | | | | | Replace every 10,000 km or 12 months | | | | | | | | | | | | | | | | | | | | | |
| | | | | | | | | | R | | | | | | | | R | | | | | | | | R | | | | | | | | R |
| | | | | | | | | | | | | Replace every 30,000 km or 12 months | | | | | | | | | | | | | | | | | | | | | |
| | | | | | | | | | | | | Replace every 30,000 km or 24 months | | | | | | | | | | | | | | | | | | | | | |
| | | [C] | [C] | [C] | [C] | [C] | [C] | [C] | R | [C] | [C] | [C] | [C] | [C] | [C] | [C] | R | [C] | [C] | [C] | [C] | [C] | [C] | [C] | R | [C] | [C] | [C] | [C] | [C] | [C] | [C] | R |
| | | | | | I | | | | I | | | | I | | | | I | | | | I | | | | I | | | | I | | | | I |
| | | | | | | | | | | | | Inspect every 15,000 km or 12 months | | | | | | | | | | | | | | | | | | | | | |
| | | | | | | | | | I | | | | | | | | I | | | | | | | | I | | | | | | | | I |
| | | | | | | | | | I | | | | | | | | I | | | | | | | | I | | | | | | | | I |
| | | | | | | | | | | | | | | | | Replace every 300,000 km | | | | | | | | | | | | | | | | | |
| | | | | | I | | | | I | | | | I | | | | I | | | | I | | | | I | | | | I | | | | I |
| | | | | | I | | | | I | | | | I | | | | I | | | | I | | | | I | | | | I | | | | I |
| | | | | | | | | | I | | | | | | | | I | | | | | | | | I | | | | | | | | I |
| | | | | | | | | | | | | Replace every 120,000 km or 48 months | | | | | | | | | | | | | | | | | | | | | |
| | | | | | | | | | | | | Replace every 60,000 km or 48 months | | | | | | | | | | | | | | | | | | | | | |
| | | | | | | | | | | | | | | | | | | | | | | | | | | | | | | | | | |
| | | | | | | | | | E | | | | | | | | E | | | | | | | | E | | | | | | | | R |
| | | | | | | | | | E | | | | | | | | E | | | | | | | | E | | | | | | | | E |
| | | | | | | | | | | | | Inspect every 30,000 km or 24 months | | | | | | | | | | | | | | | | | | | | | |
| | | | | | | | | | I | | | | | | | | I | | | | | | | | I | | | | | | | | I |

# Maintenance schedule for normal driving conditions

## ENGINE MAINTENANCE

| Maintenance operation | | |
|---|---|---|
| Perform either at number of kilometers or months, whichever comes first. | km x 1,000<br>months | |
| **GASOLINE ENGINE** | | |
| Fuel filter (In-tank type fuel filter) | See NOTE (4) | |
| Fuel lines (For D23 models) | | |
| Fuel lines (For J12 model with HR13 engine) | | |
| Fuel lines (Except for above models) | | |
| Intake & exhaust valve clearance (Unleaded fuel models) | See NOTE (3) | |
| Spark plugs (For F16 model with HR10DDT engine) | | |
| Spark plugs (For J12 model with HR13 engine) | | |
| Spark plugs (Except for above models) | | |

Abbreviations: R: Replace, I: Inspect and correct/replace as necessary, C: Clean, A: Adjust, L: Lubricate, Drain oil & lubricate diaphragm, E: Check and correct the engine coolant mixture ratio, D: Check filter and drain water, T: Tighten.
[ ]: Perform maintenance based on mileage only, < >: Perform maintenance based on the number of months.
NOTE: See page M-20, ★: Maintenance schedule for severe driving conditions, See page M-18

| | Maintenance interval | | | | | | | | | | | | | | | | | | | | | | | | | | | | | | | | | | | | |
|---|---|---|---|---|---|---|---|---|---|---|---|---|---|---|---|---|---|---|---|---|---|---|---|---|---|---|---|---|---|---|---|---|---|---|---|---|---|
| | 1<br>- | 5<br>3 | 10<br>6 | 15<br>9 | 20<br>12 | 25<br>15 | 30<br>18 | 35<br>21 | 40<br>24 | 45<br>27 | 50<br>30 | 55<br>33 | 60<br>36 | 65<br>39 | 70<br>42 | 75<br>45 | 80<br>48 | 85<br>51 | 90<br>54 | 95<br>57 | 100<br>60 | 105<br>63 | 110<br>66 | 115<br>69 | 120<br>72 | 125<br>75 | 130<br>78 | 135<br>81 | 140<br>84 | 145<br>87 | 150<br>90 | 155<br>93 | 160<br>96 |
| | | | | | | | | | | | | | | | | | | | | | | | | | | | | | | | | | | | | | |
| | | | | | | | | | | | | | | | | | | | | | | | | | | | | | | | | | | | | | |
| | | | | | | | | | I | | | | | | | | I | | | | | | | I | | | | | | | | | | | I |
| | | | | | | | | | | | | Inspect every 30,000 km or 24 months | | | | | | | | | | | | | | | | | | | | | | | | | |
| | | | | | | | | | | | | Inspect every 40,000 km or 48 months | | | | | | | | | | | | | | | | | | | | | | | | | |
| | | | | | | | | | | | | | | | | | | | | | | | | | | | | | | | | | | | | | |
| | | | | | | | | | | | | Replace every 60,000 km or 48 months | | | | | | | | | | | | | | | | | | | | | | | | | |
| | | | | | | | | | | | | Replace every 60,000 km or 24 months | | | | | | | | | | | | | | | | | | | | | | | | | |
| | | | | | | | | | | | | | | | | | | | | | [R] | | | | | | | | | | | | | | | | |

# Maintenance schedule for normal driving conditions

## ENGINE MAINTENANCE

| Maintenance operation | | |
|---|---|---|
| Perform either at number of kilometers or months, whichever comes first. | km x 1,000<br>months | |
| **DIESEL ENGINE** | | |
| Engine oil & engine oil filter (For Y61 model with ZD engine) ★ | | |
| Engine oil & engine oil filter (For D23 model with YS engine) | See NOTE (5) | |
| Engine oil & engine oil filter (For T32 model with R9M & M9R engine) ★ | See NOTE (5) | |
| Air cleaner filter (Viscous paper type)★ | | |
| Air cleaner filter (Dry paper type Except for T32 model with M9R engine) ★ | | |
| Air cleaner filter (Dry paper type for T32 model with M9R engine) ★ | | |
| Cooling system | | |
| Drive belts (For Y61 model with ZD engine) | See NOTE (1) | |
| Drive belt (For D23 model with YS engine) ★ | See NOTE (6) | |
| Drive belt (For T32 model with R9M engine) ★ | See NOTE (14) | |
| Drive belt and pulleys (For T32 model with M9R engine) | See NOTE (17) | |
| Crankshaft pulley (For T32 model with R9M engine) ★ | See NOTE (15) | |
| Engine coolant | See NOTE (2) | |
| Fuel filter (For Y61 model with ZD engine) | | |
| Fuel filter (For D23 model with YS engine) ★ | See NOTE (7) | |
| Fuel filter (For T32 model with R9M engine) ★ | See NOTE (7) | |
| Fuel filter (For T32 model with M9R engine) ★ | See NOTE (7) | |
| Fuel lines | | |
| Intake & exhaust valve clearance (Except for T32 model with R9M & M9R engine) | See NOTE (3) | |
| Intake & exhaust valve clearance (For T32 model with R9M & M9R engine) | See NOTE (4) | |
| Injection nozzles (For Y61 model with ZD engine) | See NOTE (10) | |
| Timing chain (For D23 model with YS engine) | | |
| Timing chain (For T32 model with R9M engine) | See NOTE (13) | |

Abbreviations: R: Replace, I: Inspect and correct/replace as necessary, C: Clean, A: Adjust, L: Lubricate, Drain oil & lubricate diaphragm, E: Check and correct the engine coolant mixture ratio, D: Check filter and drain water, T: Tighten.
[ ]: Perform maintenance based on mileage only, < >: Perform maintenance based on the number of months.
NOTE: See page M-20, ★: Maintenance schedule for severe driving conditions, See page M-18

| Maintenance interval | | |

# Maintenance schedule for normal driving conditions

## CHASSIS AND BODY MAINTENANCE

| Maintenance operation | | |
|---|---|---|
| Perform either at number of kilometers or months, whichever comes first. | km x 1,000<br>months | |
| Air conditioner filter and/or pollen filter ★ | See NOTE (9) | |
| Automatic transmission fluid (For 7AT) | See NOTE (16) | |
| Automatic transmission fluid (For R53 models with 9AT) | | |
| Automatic transmission fluid (For Z34 models) | See NOTE (21) | |
| Automatic transmission fluid (For level & leaks, except for above models) ★ | | |
| Axle joint in knuckle flange (For Y61 models) | | |
| Brake and clutch fluid (For level & leaks) | | |
| Brake and clutch systems | | |
| Brake booster vacuum hoses, connections & check valve | | |
| Brake fluid ★ | | |
| Brake linings, drums & other brake components ★ | | |
| Brake pads, rotors & other brake components ★ | | |
| Body mountings | | |
| CVT fluid (For level & leaks) | See NOTE (8) | |
| CVT fluid (For leaks) (For oil level gauge less model) | See NOTE (8) | |
| DCT fluid | | |
| Differential gear oil (For Y61 and Y62 models) | | |
| Differential gear oil (For level & leaks) (For Z34 models) ★ | | |
| Differential gear oil (For level & leaks) (Except for above models) ★ | | |
| Differential gear oil & coupling oil (For level & leaks) ★ (For R53 and T33 with PR25DD engine) | | |
| Exhaust system | | |
| Foot brake, parking brake & clutch (For free play, stroke & operation) | | |
| Free running hub grease (For Y61 models) ★ | | |
| Front wheel bearing grease (For Y61 models) ★ | | |

Abbreviations: R: Replace, I: Inspect and correct/replace as necessary, C: Clean, A: Adjust, L: Lubricate, Drain oil & lubricate diaphragm, E: Check and correct the engine coolant mixture ratio, D: Check filter and drain water, T: Tighten.
[ ]: Perform maintenance based on mileage only, < >: Perform maintenance based on the number of months.
NOTE: See page M-20, ★: Maintenance schedule for See page M-18

| Maintenance interval | | | | | | | | | | | | | | | | | | | | | | | | | | | | | | | | | | | | | | | | |
|---|---|---|---|---|---|---|---|---|---|---|---|---|---|---|---|---|---|---|---|---|---|---|---|---|---|---|---|---|---|---|---|---|---|---|---|---|---|---|---|---|
| 1 - | 5 3 | 10 6 | 15 9 | 20 12 | 25 15 | 30 18 | 35 21 | 40 24 | 45 27 | 50 30 | 55 33 | 60 36 | 65 39 | 70 42 | 75 45 | 80 48 | 85 51 | 90 54 | 95 57 | 100 60 | 105 63 | 110 66 | 115 69 | 120 72 | 125 75 | 130 78 | 135 81 | 140 84 | 145 87 | 150 90 | 155 93 | 160 96 |
| Replace every 30,000 km or 24 months | | | | | | | | | | | | | | | | | | | | | | | | | | | | | | | | | | | | | | | | |
| | | | | | | | | | | | | | | | | | | | | | | | | | | | | | | [R] | | |
| | | | | I | | | | I | | | | I | | | | I | | | | I | | | | I | | | | I | | | | I |
| Inspect every 30,000 km or 12 months | | | | | | | | | | | | | | | | | | | | | | | | | | | | | | | | | | | | | | | | |
| | | | | | | | | L | | | | | | | | L | | | | | | | | L | | | | | | | | | | L |
| | | | | I | | | | I | | | | I | | | | I | | | | I | | | | I | | | | I | | | | I |
| | | | | I | | | | I | | | | I | | | | I | | | | I | | | | I | | | | I | | | | I |
| | | | | | | | | I | | | | | | | | I | | | | | | | | I | | | | | | | | I |
| | | | | | | | | R | | | | | | | | R | | | | | | | | R | | | | | | | | R |
| | | | | I | | | | I | | | | I | | | | I | | | | I | | | | I | | | | I | | | | I |
| Inspect every 15,000 km or 12 months | | | | | | | | | | | | | | | | | | | | | | | | | | | | | | | | | | | | | | | | |
| T | | | | T | | | | T | | | | T | | | | T | | | | T | | | | T | | | | T | | | | T |
| Inspect every 30,000 km or 12 months | | | | | | | | | | | | | | | | | | | | | | | | | | | | | | | | | | | | | | | | |
| Inspect every 30,000 km or 12 months | | | | | | | | | | | | | | | | | | | | | | | | | | | | | | | | | | | | | | | | |
| | | | | | | | | | | | | | | | | | | | | | | | | [R] | | | | | | | | | | | | | | | | |
| | | | | I | | | | R | | | | I | | | | R | | | | I | | | | R | | | | I | | | | R |
| | | | | I | | | | R | | | | I | | | | R | | | | I | | | | R | | | | I | | | | R |
| Inspect every 30,000 km or 12 months | | | | | | | | | | | | | | | | | | | | | | | | | | | | | | | | | | | | | | | | |
| Inspect every 30,000 km or 12 months | | | | | | | | | | | | | | | | | | | | | | | | | | | | | | | | | | | | | | | | |
| Inspect every 60,000 km or 24 months | | | | | | | | | | | | | | | | | | | | | | | | | | | | | | | | | | | | | | | | |
| | | | | I | | | | I | | | | I | | | | I | | | | I | | | | I | | | | I | | | | I |
| | | | | I | | | | I | | | | I | | | | I | | | | I | | | | I | | | | I | | | | I |
| | | | | I | | | | R | | | | I | | | | R | | | | I | | | | R | | | | I | | | | R |

# Maintenance schedule for normal driving conditions

## CHASSIS AND BODY MAINTENANCE

| Maintenance operation | | |
|---|---|---|
| Perform either at number of kilometers or months, whichever comes first. | km x 1,000<br>months | |
| Gear oil/fluid | | |
| Manual transmission gear oil (For leaks) | | |
| Manual transmission gear oil (For Y61 models) | | |
| Power steering fluid & lines (For level & leaks) | | |
| Propeller shaft grease (For Y61 and Y62 models) ★ | See NOTE (11) | |
| Steering damper | | |
| Steering gear & linkage, axle & suspension parts, propeller shaft & front drive shaft ★ | | |
| Transfer fluid (For Y61 models) | | |
| Transfer gear oil (For level & leaks) (Except for Y61 models) | | |

Abbreviations: R: Replace, I: Inspect and correct/replace as necessary, C: Clean, A: Adjust, L: Lubricate, Drain oil & lubricate diaphragm, E: Check and correct the engine coolant mixture ratio, D: Check filter and drain water, T: Tighten.
[ ]: Perform maintenance based on mileage only, < >: Perform maintenance based on the number of months.
NOTE: See page M-20, ★: Maintenance schedule for severe driving conditions, See page M-18

| | **Maintenance interval** | | | | | | | | | | | | | | | | | | | | | | | | | | | | | | | | | | | | | | |
|---|---|---|---|---|---|---|---|---|---|---|---|---|---|---|---|---|---|---|---|---|---|---|---|---|---|---|---|---|---|---|---|---|---|---|---|---|---|---|---|
| | 1<br>- | 5<br>3 | 10<br>6 | 15<br>9 | 20<br>12 | 25<br>15 | 30<br>18 | 35<br>21 | 40<br>24 | 45<br>27 | 50<br>30 | 55<br>33 | 60<br>36 | 65<br>39 | 70<br>42 | 75<br>45 | 80<br>48 | 85<br>51 | 90<br>54 | 95<br>57 | 100<br>60 | 105<br>63 | 110<br>66 | 115<br>69 | 120<br>72 | 125<br>75 | 130<br>78 | 135<br>81 | 140<br>84 | 145<br>87 | 150<br>90 | 155<br>93 | 160<br>96 |
| | | | | | | | | | I | | | | | | | | I | | | | | | | | I | | | | | | | | | | | | | | I |
| | Inspect every 30,000 km or 12 months | | | | | | | | | | | | | | | | | | | | | | | | | | | | | | | | | | | | | | |
| | | | | | | | | | | | | | | | | | | | | | [R] | | | | | | | | | | | | | | | | | | |
| | | | | | I | | | | I | | | | I | | | | I | | | | I | | | | I | | | | I | | | | I | | | | | | I |
| | | | | | L | | | | L | | | | L | | | | L | | | | L | | | | L | | | | L | | | | L | | | | | | L |
| | | | | | I | | | | I | | | | I | | | | I | | | | I | | | | I | | | | I | | | | | | | | | | I |
| | Inspect every 30,000 km or 24 months | | | | | | | | | | | | | | | | | | | | | | | | | | | | | | | | | | | | | | |
| | | | | | I | | | | R | | | | I | | | | R | | | | I | | | | R | | | | I | | | | | | | | | | R |
| | Inspect every 30,000 km or 12 months | | | | | | | | | | | | | | | | | | | | | | | | | | | | | | | | | | | | | | |

# Maintenance schedule for severe driving conditions

The maintenance intervals shown on the preceding pages are for normal operating conditions. If the vehicle is mainly operated under severe driving conditions as shown below, more frequent maintenance must be performed on the following items as shown in the table.

**Severe driving conditions**

A - Driving under dusty conditions
B - Repeatedly driving short distances
C - Towing a trailer or caravan
D - Extensive idling
E - Driving in extremely adverse weather conditions or in areas where ambient temperatures are either extremely low or extremely high
F - Driving in high humidity or in mountainous areas
G - Driving in areas using salt or other corrosive materials
H - Driving on rough and/or muddy roads or in the desert
I - Driving with frequent use of braking or in mountainous areas
J - Frequent driving in water
K - Sustained high speed driving
L - Repeated short journeys, cold engine at low temperature
M - Low speed driving (Average speed < 30 km/h)

| Driving condition | | | | | | | | | | | | | Maintenance item | Maintenance operation | Maintenance interval |
|---|---|---|---|---|---|---|---|---|---|---|---|---|---|---|---|
| A | B | C | D | . | . | . | . | . | . | . | . | . | Engine oil & engine oil filter | | |
| | | | | | | | | | | | | | For J12 model with HR13 | Replace | Every 7,500 km or 6 months |
| | | | | | | | | | | | | | For gasoline engine (Except for above models) | | Every 5,000 km or 6 months |
| | | | | | | | | | | | | | For Y61 model with ZD engine | | Every 5,000 km or 3 months |
| | | | | | | | | | | | | | For T32 model with R9M & M9R engine | | Every 10,000 km or 6 months |
| A | . | . | . | . | . | . | . | . | . | . | . | . | Air cleaner filter | | |
| | | | | | | | | | | | | | Dry paper type for J12 model with HR13 engine | Replace | 15,000 km or 12 months |
| | | | | | | | | | | | | | Dry paper type except for J12 model with HR13 engine | | More frequently |
| | | | | | | | | | | | | | Viscous paper type | | |
| A | . | C | D | . | . | . | . | . | . | . | . | M | Drive belt and pulleys | | |
| | | | | | | | | | | | | | For J12 model with HR13 | Replace | Every 60,000 km or 24 months |
| . | . | C | D | . | . | . | . | . | . | . | . | M | Except for J12 model with HR13 | | Every 30,000 km or 24 months |
| . | . | C | D | . | . | . | . | . | . | . | . | M | Drive belt | Replace | Every 120,000 km or 60 months |
| | | | | | | | | | | | | | For T32 model with R9M engine | Replace | Every 80,000 km or 36 months |
| | | | | | | | | | | | | | For D23 model with YS engine | | Every 120,000 km or 60 months |

| Driving condition | | | | | | | | | | | | Maintenance item | Maintenance operation | Maintenance interval |
|---|---|---|---|---|---|---|---|---|---|---|---|---|---|---|
| . | . | C | D | . | . | . | . | . | . | . | M | Crankshaft pulley<br>For T32 model with R9M engine | Replace | Every 150,000 km |
| A | . | . | . | E | . | . | . | . | . | . | . | Fuel filter | Replace | |
| | | | | | | | | | | | | For Y61 model with ZD engine | | Every 20,000 km or 12 months |
| | | | | | | | | | | | | For D23 model with YS engine | | Every 30,000 km or 18 months |
| A | . | C | D | . | . | . | . | . | . | . | M | For T32 model with R9M engine | | Every 30,000 km or 18 months |
| A | . | C | D | E | . | . | . | . | . | . | . | For T32 model with M9R engine | | Every 15,000 km |
| A | . | . | . | . | . | . | . | . | . | . | . | Air conditioner filter and/or pollen filter | Replace | Every 15,000 km or 12 months |
| . | . | C | . | . | . | . | H | . | . | . | . | Automatic transmission fluid | Replace | Every 40,000 km or 24 months |
| . | . | . | . | . | F | . | . | . | . | . | . | Brake fluid | Replace | Every 20,000 km or 12 months |
| A | . | C | . | . | . | G | H | I | . | . | . | Brake linings, drums & other brake components | Inspect | Every 10,000 km or 6 months |
| A | . | C | . | . | . | G | H | I | . | . | . | Brake pads, rotors & other brake components | Inspect | Every 7,500 km or 6 months |
| . | . | C | . | . | . | . | H | . | . | . | . | Differential oil (For Z34 models) | Replace | Every 20,000 km or 12 months |
| . | . | C | . | . | . | . | H | . | . | . | . | Differential oil (Except for Z34 models) | Replace | Every 40,000 km or 24 months |
| . | . | C | . | . | . | . | H | . | . | . | . | Differential oil & coupling oil (For R53 and T33 with PR25DD engine) | Replace | Every 30,000 km or 24 months |
| . | . | . | . | . | . | . | . | . | J | . | . | Free running hub grease | Inspect | Every 5,000 km or 3 months |
| . | . | . | . | . | . | . | . | . | J | . | . | Front wheel bearing grease | Inspect | Every 5,000 km or 3 months |
| . | . | . | . | . | . | G | H | . | J | . | . | Propeller shaft grease | Lubricate | Every 10,000 km or 6 months |
| . | . | . | . | . | . | G | H | . | . | . | . | Steering gear & linkage, axle & suspension parts, propeller shaft & drive shaft | Inspect | Every 15,000 km or 12 months |

Maintenance operation: Inspect = Inspect. Correct or replace if necessary.

## NOTE: Maintenance items

(1) Replace the drive belts if found damaged or if the auto belt tensioner reading reaches the maximum limit (If auto belt tensioner is equipped)
(2) Use NISSAN Genuine Engine Coolant (blue), or equivalent in its quality, in order to avoid possible aluminum corrosion within the engine cooling system caused by the use of non-genuine engine coolant After first replacement, replace every 80,000 km or 48 months
Check and correct the engine coolant mixture ratio every 40,000 km or 24 months.
(3) Periodic maintenance is not required. However, if valve noise increases, check valve clearance
(4) Maintenance-free item.
(5) If the oil replacement indicator is displayed, change the engine oil & filter as soon as possible. After replace the engine oil, reset the display.
(6) Replace every 240,000 km or 120 months
(7) Drain water when water level sensor lamp lights on in combimeter.
(8) Use only Genuine NISSAN CVT fluid. If towing a trailer, using a camper or a car-top carrier or driving on rough or muddy roads, inspect CVT fluid deterioration at NISSAN dealers every 100,000 km, then change CVT fluid if necessary. And if the inspection is not performed, change (not just inspect) CVT fluid every 100,000 km. Using transmission fluid other than Genuine NISSAN CVT Fluid will damage the CVT, which is not covered by the warranty.
(9) Even if it is before the replacement interval, if the amount of air conditioner or heater coming out of the vent is drastically low or if the windows fog up easily, please replace the air conditioner filter.
(10) If engine power decreases, black exhaust smoke is emitted or engine noise increases, check injection nozzles and if necessary, replace injection nozzle assembly.
(11) The propeller shaft should be re-greased after being immersed in water.
(12) When adding or replacing coolant, be sure to use only Genuine Engine Coolant (blue) or equivalent with the proper mixture, in order to avoid possible aluminum corrosion within the cooling system caused by the use of non-genuine coolant.

The recommended service interval of the factory-fill coolant is 200,000 km or 15 years, whichever comes first.
Subsequent replacement of Genuine Engine coolant (blue) should occur every 80,000 km or 4 years whichever comes first.
Mixing any other type of coolant or the use of nondistilled water will reduce the recommended service interval of the coolant.
Perform "E" (checking the mixture ratio and correcting the mixture ratio if necessary) every 40,000 km or 24 months.

(13) Replace every 300,000 km or 120 months (For MT model)
Replace every 160,000 km or 240 months (For CVT model)
(14) Replace every 160,000 km or 72 months
(15) Replace every 300,000 km
(16) Automatic transmission fluid is maintenance-free.
(17) Replace every 150,000 km or 72 months. Replace drive belt if it comes into contact with fuel or damage is found during operation.
(18) Replace every 120,000 km or 48 months
Replace drive belt if it comes into contact with fuel or damage is found during inspection.
(19) Use Genuine NISSAN Engine Coolant or equivalent in its quality, in order to avoid possible aluminum corrosion within the engine cooling system caused by the use of non-genuine engine coolant. First replace at 90,000 km /60 months, then every 60,000 km /48 months. Perform " I " (Checking the mixture ratio and correcting the mixture ratio if necessary) at each interval
(20) If the oil replacement indicator is displayed, change the engine oil and filter as soon as possible. After replace the engine oil, reset the display.
(21) Request the dealer to inspect the fluid deterioration data using a CONSULT. If the deterioration data is more than 77000, replace the AT fluid.

## Maintenance for off-road driving

Whenever you drive off-road through sand, mud or water as deep as the wheel hub, more frequent maintenance may be required of the following items:

▲Brake pads and rotors
▲Brake lining and drums
▲Brake lines and hoses
▲Transfer oil and differential oil
▲All-mode 4WD transfer fluid and automatic transmission fluid
▲Steering linkage
▲Propeller shaft and front drive shaft
▲Air cleaner filter
▲Clutch housing (Check water entry)

# Service verification record

This is to certify that the work specified in the maintenance schedule has been completed. Periodic Maintenance should be performed either at the number of kilometres or months, whichever comes first. Excluding the free inspection at 1,000 km, all Periodic Maintenance is performed at the owners cost.

| 1,000 km |
| --- |
| Date: Actual km: |
| Dealer name: |
| Free inspection |
| Service Advisor signature: |

| ☐ 15,000 km ☐ 9 months |
| --- |
| Date: Actual km: |
| Dealer name: |
| Servicing in severe driving conditions |
| Service Advisor signature: |

| ☐ 5,000 km ☐ 3 months |
| --- |
| Date: Actual km: |
| Dealer name: |
| Servicing in severe driving conditions |
| Service Advisor signature: |

| ☐ 20,000 km ☐ 1 year |
| --- |
| Date: Actual km: |
| Dealer name: |
| Service Advisor signature: |

| ☐ 10,000 km ☐ 6 months |
| --- |
| Date: Actual km: |
| Dealer name: |
| Service Advisor signature: |

| ☐ 25,000 km ☐ 15 months |
| --- |
| Date: Actual km: |
| Dealer name: |
| Servicing in severe driving conditions |
| Service Advisor signature: |

## Service verification record

This is to certify that the work specified in the maintenance schedule has been completed. Periodic Maintenance should be performed either at the number of kilometres or months, whichever comes first. Excluding the free inspection at 1,000 km, all Periodic Maintenance is performed at the owners cost.

### ☐ 30,000 km ☐ 18 months

Date: Actual km:
Dealer name:

Service Advisor signature:

### ☐ 45,000 km ☐ 27 months

Date: Actual km:
Dealer name:

Servicing in severe driving conditions

Service Advisor signature:

### ☐ 35,000 km ☐ 21 months

Date: Actual km:
Dealer name:

Servicing in severe driving conditions

Service Advisor signature:

### ☐ 50,000 km ☐ 30 months

Date: Actual km:
Dealer name:

Service Advisor signature:

### ☐ 40,000 km ☐ 2 years

Date: Actual km:
Dealer name:

Service Advisor signature:

### ☐ 55,000 km ☐ 33 months

Date: Actual km:
Dealer name:

Servicing in severe driving conditions

Service Advisor signature:

## Service verification record

This is to certify that the work specified in the maintenance schedule has been completed. Periodic Maintenance should be performed either at the number of kilometres or months, whichever comes first. Excluding the free inspection at 1,000 km, all Periodic Maintenance is performed at the owners cost.

**☐ 60,000 km ☐ 3 years**

Date: Actual km:
Dealer name:

Service Advisor signature:

**☐ 75,000 km ☐ 45 months**

Date: Actual km:
Dealer name:

Servicing in severe driving conditions

Service Advisor signature:

**☐ 65,000 km ☐ 39 months**

Date: Actual km:
Dealer name:

Servicing in severe driving conditions

Service Advisor signature:

**☐ 80,000 km ☐ 4 years**

Date: Actual km:
Dealer name:

Service Advisor signature:

**☐ 70,000 km ☐ 42 months**

Date: Actual km:
Dealer name:

Service Advisor signature:

**☐ 85,000 km ☐ 51 months**

Date: Actual km:
Dealer name:

Servicing in severe driving conditions

Service Advisor signature:

## Service verification record

This is to certify that the work specified in the maintenance schedule has been completed. Periodic Maintenance should be performed either at the number of kilometres or months, whichever comes first. Excluding the free inspection at 1,000 km, all Periodic Maintenance is performed at the owners cost.

**☐ 90,000 km ☐ 54 months**

Date: Actual km:
Dealer name:

Service Advisor signature:

**☐ 105,000 km ☐ 63 months**

Date: Actual km:
Dealer name:

Servicing in severe driving conditions

Service Advisor signature:

**☐ 95,000 km ☐ 57 months**

Date: Actual km:
Dealer name:

Servicing in severe driving conditions

Service Advisor signature:

**☐ 110,000 km ☐ 66 months**

Date: Actual km:
Dealer name:

Service Advisor signature:

**☐ 100,000 km ☐ 5 years**

Date: Actual km:
Dealer name:

Service Advisor signature:

**☐ 115,000 km ☐ 69 months**

Date: Actual km:
Dealer name:

Servicing in severe driving conditions

Service Advisor signature:

## Service verification record

This is to certify that the work specified in the maintenance schedule has been completed. Periodic Maintenance should be performed either at the number of kilometres or months, whichever comes first. Excluding the free inspection at 1,000 km, all Periodic Maintenance is performed at the owners cost.

**☐ 120,000 km ☐ 6 years**

Date: Actual km:
Dealer name:

Service Advisor signature:

**☐ 135,000 km ☐ 81 months**

Date: Actual km:
Dealer name:

Servicing in severe driving conditions

Service Advisor signature:

**☐ 125,000 km ☐ 75 months**

Date: Actual km:
Dealer name:

Servicing in severe driving conditions

Service Advisor signature:

**☐ 140,000 km ☐ 7 years**

Date: Actual km:
Dealer name:

Service Advisor signature:

**☐ 130,000 km ☐ 78 months**

Date: Actual km:
Dealer name:

Service Advisor signature:

**☐ 145,000 km ☐ 87 months**

Date: Actual km:
Dealer name:

Servicing in severe driving conditions

Service Advisor signature:

## Service verification record

This is to certify that the work specified in the maintenance schedule has been completed. Periodic Maintenance should be performed either at the number of kilometres or months, whichever comes first. Excluding the free inspection at 1,000 km, all Periodic Maintenance is performed at the owners cost.

| ☐ 150,000 km ☐ 90 months | |
|---|---|
| Date: | Actual km: |
| Dealer name: | |
| Service Advisor signature: | |

| ☐ 155,000 km ☐ 93 months | |
|---|---|
| Date: | Actual km: |
| Dealer name: | |
| Servicing in severe driving conditions | |
| Service Advisor signature: | |

| ☐ 160,000 km ☐ 8 years | |
|---|---|
| Date: | Actual km: |
| Dealer name: | |
| Service Advisor signature: | |

## Hybrid Electronic Vehicle (HEV)
## Li-ion BATTERY REPLACEMENT RECORD

When replacing the Li-ion battery pack, be sure to record the serial No. in the space provided.

Serial No. _____

Date: _____

Mileage at replacement _____ km/miles

Dealer name or signature _____

Serial No. _____

Date: _____

Mileage at replacement _____ km/miles

Dealer name or signature _____

Serial No. _____

Date: _____

Mileage at replacement _____ km/miles

Dealer name or signature _____

Serial No. _____

Date: _____

Mileage at replacement _____ km/miles

Dealer name or signature _____









Printing: April 2023 (01)
Publication No.: WB23EN-F6000E0GOM
Printed in France
Nissan Automotive Europe SAS – France

F

WBF-ENG4